


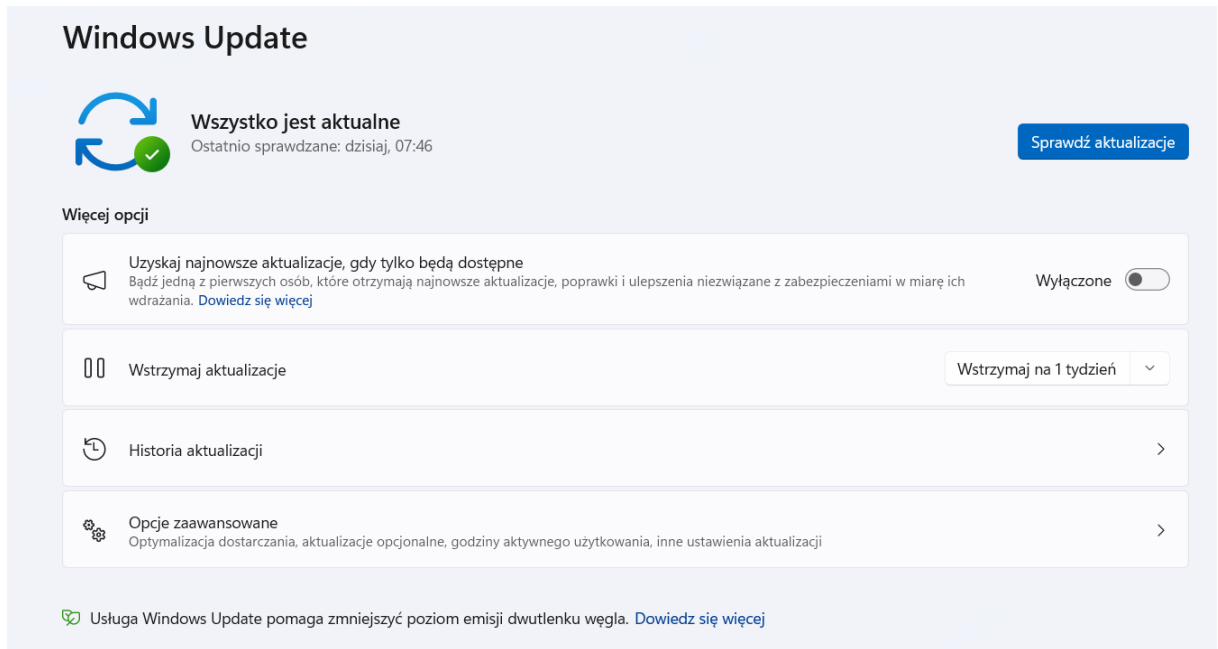


# WINDOWS 11 OPERATING SYSTEM

## Download feature updates via Windows Update:

1. Select **Get started**  > **Settings**  > **Windows Update**  > select [Check for Windows Updates](#).
2. If any updates are available, select **Download and Install**.



3. Your device will then download and install the updates. If prompted, restart your device to apply the updates.  
**Note: Windows update will take some time, so make sure the AC adapter is connected.**
4. When your device restarts Windows, it means the installation of the latest version of Windows 11 is complete.